






BEGINNERS ROCK! - EDUCATIONAL PACK - FLUTE/OBOE

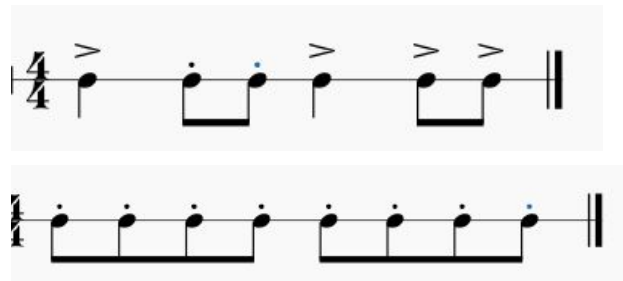
TERMINOLOGY FOUND IN BEGINNERS ROCK!

Driving Rock!	Style marking indicating that the music should be played with forward motion while the energy intensifies
<i>f</i>	<i>Forte</i> , played loud and strong
<i>mf</i>	<i>Mezzo-forte</i> , played medium-loud
	<i>Crescendo</i> , get increasingly louder
D.C al fine	<i>Da capo al fine</i> , repeat from the beginning of the music until you reach the final double-barline or a double-barline marked with the word <i>fine</i>
Fine	the end of the piece of music
Fall	Sliding from one definite pitch down to another

ARTICULATIONS FOUND IN BEGINNERS ROCK!

	<i>accent</i> , emphasis, strong attack on a particular note
	<i>staccato</i> , lightly, separated
	<i>tenuto</i> , sustain the note full value
	<i>slur</i> , played without separation or without tonguing between the notes

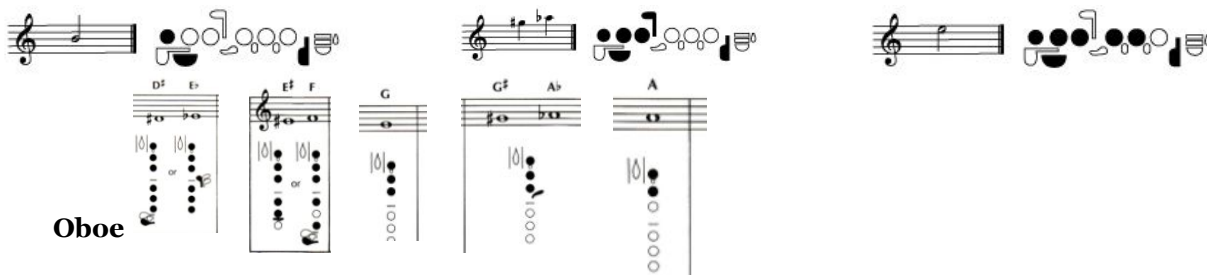
IMPORTANT OR CHALLENGING RHYTHMS



IMPORTANT THEMES AND MELODIES





Flute







BEGINNERS ROCK! - EDUCATIONAL PACK - CLARINET/TRUMPET/TENOR SAX

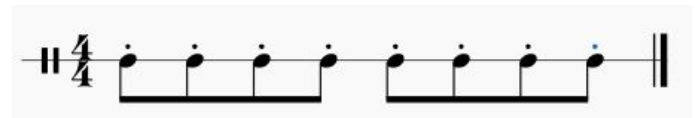
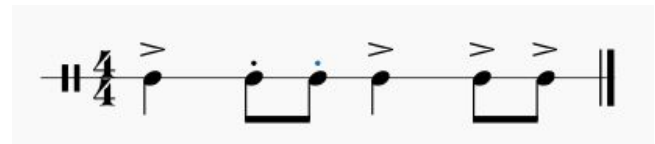
TERMINOLOGY FOUND IN BEGINNERS ROCK!

Driving Rock!	Style marking indicating that the music should be played with forward motion while the energy intensifies
<i>f</i>	<i>Forte</i> , played loud and strong
<i>mf</i>	<i>Mezzo-forte</i> , played medium-loud
	<i>Crescendo</i> , get increasingly louder
D.C al fine	<i>Da capo al fine</i> , repeat from the beginning of the music until you reach the final double-barline or a double-barline marked with the word <i>fine</i>
Fine	the end of the piece of music
Fall	Sliding from one definite pitch down to another

ARTICULATIONS FOUND IN BEGINNERS ROCK!

	<i>accent</i> , emphasis, strong attack on a particular note
	<i>staccato</i> , lightly, separated
	<i>tenuto</i> , sustain the note full value
	<i>slur</i> , played without separation or without tonguing between the notes

IMPORTANT OR CHALLENGING RHYTHMS



IMPORTANT THEMES AND MELODIES



Clarinet


Trumpet

123
With Valve slide out

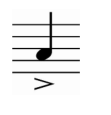
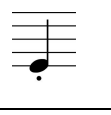


Tenor Sax

Oboe

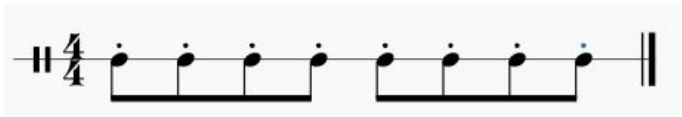
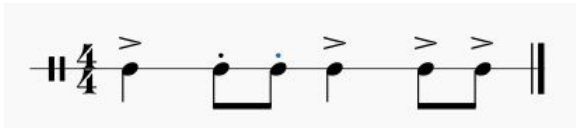
BEGINNERS ROCK! - EDUCATIONAL PACK - ALTO SAX
TERMINOLOGY FOUND IN BEGINNERS ROCK!

Driving Rock!	Style marking indicating that the music should be played with forward motion while the energy intensifies
<i>f</i>	<i>Forte</i> , played loud and strong
<i>mf</i>	<i>Mezzo-forte</i> , played medium-loud
	<i>Crescendo</i> , get increasingly louder
D.C al fine	<i>Da capo al fine</i> , repeat from the beginning of the music until you reach the final double-barline or a double-barline marked with the word <i>fine</i>
Fine	the end of the piece of music
Fall	Sliding from one definite pitch down to another

ARTICULATIONS FOUND IN BEGINNERS ROCK!

	<i>accent</i> , emphasis, strong attack on a particular note
	<i>staccato</i> , lightly, separated
	<i>tenuto</i> , sustain the note full value
	<i>slur</i> , played without separation or without tonguing between the notes



IMPORTANT OR CHALLENGING RHYTHMS



IMPORTANT THEMES AND MELODIES




Oboe







BEGINNERS ROCK! - EDUCATIONAL PACK - FRENCH HORN

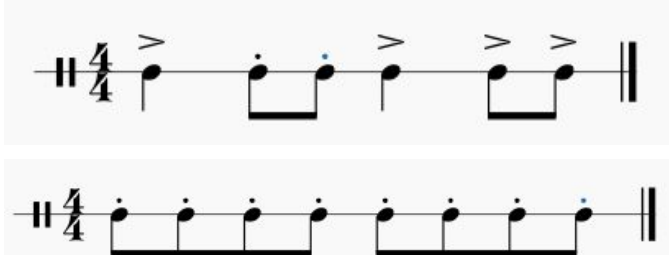
TERMINOLOGY FOUND IN BEGINNERS ROCK!

Driving Rock!	Style marking indicating that the music should be played with forward motion while the energy intensifies
<i>f</i>	<i>Forte</i> , played loud and strong
<i>mf</i>	<i>Mezzo-forte</i> , played medium-loud
	<i>Crescendo</i> , get increasingly louder
D.C al fine	<i>Da capo al fine</i> , repeat from the beginning of the music until you reach the final double-barline or a double-barline marked with the word <i>fine</i>
Fine	the end of the piece of music
Fall	Sliding from one definite pitch down to another

ARTICULATIONS FOUND IN BEGINNERS ROCK!

	<i>accent</i> , emphasis, strong attack on a particular note
	<i>staccato</i> , lightly, separated
	<i>tenuto</i> , sustain the note full value
	<i>slur</i> , played without separation or without tonguing between the notes


IMPORTANT OR CHALLENGING RHYTHMS




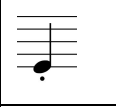


IMPORTANT THEMES AND MELODIES



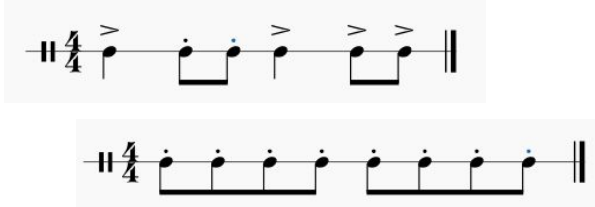

BEGINNERS ROCK! - EDUCATIONAL PACK - TROMBONE/EUPHONIUM/BASSOON
TERMINOLOGY FOUND IN BEGINNERS ROCK!

Driving Rock!	Style marking indicating that the music should be played with forward motion while the energy intensifies
<i>f</i>	<i>Forte</i> , played loud and strong
<i>mf</i>	<i>Mezzo-forte</i> , played medium-loud
	<i>Crescendo</i> , get increasingly louder
D.C al fine	<i>Da capo al fine</i> , repeat from the beginning of the music until you reach the final double-barline or a double-barline marked with the word <i>fine</i>
Fine	the end of the piece of music
Fall	Sliding from one definite pitch down to another

ARTICULATIONS FOUND IN BEGINNERS ROCK!

	<i>accent</i> , emphasis, strong attack on a particular note
	<i>staccato</i> , lightly, separated
	<i>tenuto</i> , sustain the note full value
	<i>slur</i> , played without separation or without tonguing between the notes

IMPORTANT OR CHALLENGING RHYTHMS




IMPORTANT THEMES AND MELODIES







Trombone



Euphonium




Bassoon







Oboe

BEGINNERS ROCK! - EDUCATIONAL PACK - TUBA

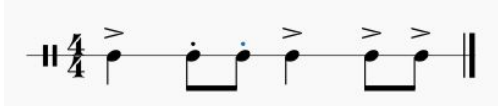
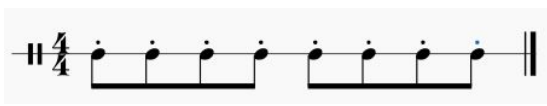
TERMINOLOGY FOUND IN BEGINNERS ROCK!

Driving Rock!	Style marking indicating that the music should be played with forward motion while the energy intensifies
<i>f</i>	<i>Forte</i> , played loud and strong
<i>mf</i>	<i>Mezzo-forte</i> , played medium-loud
	<i>Crescendo</i> , get increasingly louder
D.C al fine	<i>Da capo al fine</i> , repeat from the beginning of the music until you reach the final double-barline or a double-barline marked with the word <i>fine</i>
Fine	the end of the piece of music
Fall	Sliding from one definite pitch down to another



ARTICULATIONS FOUND IN BEGINNERS ROCK!

	<i>accent</i> , emphasis, strong attack on a particular note
	<i>staccato</i> , lightly, separated
	<i>tenuto</i> , sustain the note full value
	<i>slur</i> , played without separation or without tonguing between the notes

IMPORTANT OR CHALLENGING RHYTHMS





IMPORTANT THEMES AND MELODIES


Oboe

B Cb




2-4 or 1-2-3

E Fb



2

G# Ab



1